

See discussions, stats, and author profiles for this publication at: <http://www.researchgate.net/publication/275956536>

Green supplier selection using an AHP-Entropy-TOPSIS framework

ARTICLE in SUPPLY CHAIN MANAGEMENT · MAY 2015

Impact Factor: 3.5 · DOI: 10.1108/SCM-04-2014-0142

READS

234

2 AUTHORS, INCLUDING:



[Jim Freeman](#)

The University of Manchester

81 PUBLICATIONS 161 CITATIONS

SEE PROFILE



Supply Chain Management: An International Journal

Green supplier selection using an AHP-Entropy-TOPSIS framework
James Freeman Tao Chen

Article information:

To cite this document:

James Freeman Tao Chen , (2015), "Green supplier selection using an AHP-Entropy-TOPSIS framework", Supply Chain Management: An International Journal, Vol. 20 Iss 3 pp. 327 - 340

Permanent link to this document:

<http://dx.doi.org/10.1108/SCM-04-2014-0142>

Downloaded on: 07 May 2015, At: 03:02 (PT)

References: this document contains references to 58 other documents.

To copy this document: permissions@emeraldinsight.com

The fulltext of this document has been downloaded 61 times since 2015*

Users who downloaded this article also downloaded:

Elcio M. Tachizawa, María J. Alvarez-Gil, María J. Montes-Sancho, (2015), "How "smart cities" will change supply chain management", Supply Chain Management: An International Journal, Vol. 20 Iss 3 pp. 237-248 <http://dx.doi.org/10.1108/SCM-03-2014-0108>

Naim Ahmad, Rashid Mehmood, (2015), "Enterprise systems: are we ready for future sustainable cities", Supply Chain Management: An International Journal, Vol. 20 Iss 3 pp. 264-283 <http://dx.doi.org/10.1108/SCM-11-2014-0370>

David Bonilla, Hartmut Keller, Juergen Schmiele, (2015), "Climate policy and solutions for green supply chains: Europe's predicament", Supply Chain Management: An International Journal, Vol. 20 Iss 3 pp. 249-263 <http://dx.doi.org/10.1108/SCM-05-2014-0171>

Access to this document was granted through an Emerald subscription provided by

Token: JournalAuthor:823515C7-8E1E-4355-99EB-925FBEC9F67:

For Authors

If you would like to write for this, or any other Emerald publication, then please use our Emerald for Authors service information about how to choose which publication to write for and submission guidelines are available for all. Please visit www.emeraldinsight.com/authors for more information.

About Emerald www.emeraldinsight.com

Emerald is a global publisher linking research and practice to the benefit of society. The company manages a portfolio of more than 290 journals and over 2,350 books and book series volumes, as well as providing an extensive range of online products and additional customer resources and services.

Emerald is both COUNTER 4 and TRANSFER compliant. The organization is a partner of the Committee on Publication Ethics (COPE) and also works with Portico and the LOCKSS initiative for digital archive preservation.

*Related content and download information correct at time of download.

Green supplier selection using an AHP-Entropy-TOPSIS framework

James Freeman and Tao Chen

Manchester Business School, University of Manchester, Manchester, UK

Abstract

Purpose – This paper aims to focus on development of a green supplier selection model using an index system based on a combination of traditional supplier and environmental supplier selection criteria. Strategies that balance economic and environmental performance are increasingly sought after as enterprises that increasingly focus on the sustainability of their operations. Green supply chain management (GSCM) in particular, enables the integration of environmentally friendly suppliers into the supply chain to be systematised to fit with specific environmental regulations and policies. More persuasively, GSCM allows enterprises to improve profits whilst lowering impacts on the global environment.

Design/methodology/approach – A two-phase survey approach was adopted for the research. For the first phase, semi-structured interviews with senior management representatives of the case company – a Chinese-based electronic machinery manufacturer – were used to determine green supplier selection criteria. For the second phase, a two-part questionnaire survey was undertaken, the first part providing the data for an analytic hierarchy process (AHP) analysis of the first-phase criteria and the second with collecting data for an Entropy weight analysis. The resultant AHP and Entropy weights were then combined to form compromised weights – which, using technique for order preference by similarity to the ideal solution (TOPSIS) methodology, were translated into preferential rankings of suppliers.

Findings – Senior managers were found to rank traditional criteria more highly than environmental alternatives – the implication being that for the company, concerned, it may take some time before environmental awareness is fully assimilated into GSCM practice.

Originality/value – The paper moves us a significant step closer to the application more widely, of innovative AHP-Entropy/TOPSIS methodology to real-world SCM problems.

Keywords Green issues, Analytical hierarchy process, Modelling

Paper type Research paper

1. Introduction

Between 1979 and 2010, China's real gross domestic product (GDP) growth averaged over 9.9 per cent per annum and has hardly slackened since. Unfortunately, these remarkable economic results have come at the expense of soaring industrial effluence which Chinese authorities have yet to reverse. This is despite billions of yen of investment resulting from a succession of major government anti-pollution initiatives (Chiou *et al.*, 2008) including, for example, the *Administrative Measure on the Control of Pollution Caused by Electronic Information Products* in March 2007 (Tsai *et al.*, 2013).

It is estimated that air pollution, on its own, is responsible for an estimated 350,000–500,000 premature deaths in China every year (Chen *et al.*, 2013).

As poisoning of the country's air, water and soil continues to take its toll, it comes as no surprise that young Chinese consumers are increasingly drawn to "green"/environmental measures and alternatives.

Hence, the growing importance of green supply chain management (GSCM), which, in effect, promotes cooperation amongst environmentally friendly suppliers to their long-term trading advantage (Rao, 2002).

Operations research methods have become increasingly prevalent in GSCM-related analysis: in particular, decision support systems and inventory management feature prominently in an e-logistics study by Sarkis *et al.* (2004); analytic network process and portfolio modelling are used by Zhu *et al.* (2010) to evaluate suppliers' relative power and performance and structural equation modelling is exploited by Lee *et al.* (2012) to provide evidence that GSCM practice influences business performance indirectly – through the mediating variables of operational and relational efficiency. Most recently, data envelopment analysis has been used by Bai and Sarkis (2004) to identify key performance indicators (KPI's) influencing suppliers' sustainability performance, whereas resource-based, institutional, stakeholder and social network perspectives have been adopted by Varseyi *et al.* (2014) to assess supplier's sustainability performance. In contrast, Bai *et al.* (2012) provide an assessment of supplier performance using grey-based neighbourhood rough set theory.

Building on this diverse analytical experience, the study now described involves the use of analytic hierarchy process

The current issue and full text archive of this journal is available on Emerald Insight at: www.emeraldinsight.com/1359-8546.htm



Supply Chain Management: An International Journal
20/3 (2015) 327–340
© Emerald Group Publishing Limited [ISSN 1359-8546]
[DOI 10.1108/SCM-04-2014-0142]

Received 28 April 2014
Revised 24 October 2014
14 February 2015
Accepted 4 March 2015

(AHP), Entropy and technique for order preference by similarity to the ideal solution (TOPSIS) for optimising green supplier selection (Hu and Hsu, 2006; Seuring and Muller, 2008). To assist with the latter, an index system was developed, which integrated traditional supplier and environmental supplier selection criteria simultaneously.

A case design approach was adopted for the research – data being provided by a People's Republic of China (PRC)-based small and medium-sized enterprise (SME) – see Zhu *et al.* (2005) on unrelated PRC-based GCSM research.

The next section reviews recent literature on GCSM, supplier selection index systems and supplier selection models. Following on, data collection methods are detailed and the case company and analytical approach introduced.

2. Green supply chain management

GSCM can be considered as a composite of SCM and environmental management (Srivastava, 2007). The aim of a green supply chain is to help enterprises achieve a balance between economic and environmental performance, reduce the impact of their products and services on the environment and foster an environmental image (Sarkis, 2001). Ultimately, GSCM is concerned with promoting green products and enhancing market competitiveness (Kumar *et al.*, 2012). Relevant initiatives to this effect are discussed by Chiang *et al.* (2011), Tsireme *et al.* (2012), Payman and Cory (2013), Blome *et al.* (2011), Guo *et al.* (2014).

Like SCM itself, definitions of GSCM vary depending on the goal of the investigator. Adapting a classification by Walton *et al.* (1998) GSCM, here, is taken to cover:

- green purchasing (GP);
- green manufacturing/materials management;
- green distribution/marketing; and
- reverse logistics.

GP takes place at the beginning of a green supply chain and is defined as an environmentally oriented purchasing practice that applies environmental criteria to the selection of products and services. For green programmes to be successful, companies' environmental goals need to be integrated with green purchasing activities – most notably in respect of supplier selection, supplier evaluation, supplier management and relationship management (Galle and Min, 1997). Benefits of GP include reduction in sources of waste, waste minimisation of hazardous materials and recycling and reclamation of purchased materials (Holt and Rao, 2005).

GP strategies can be broadly categorised as **reactive** (where a supplier's environmental performance is evaluated against environmental standards and regulations) or **pro-active** (where suppliers' competency for successfully implementing new environmental programs in the future is assessed). Given the still relatively undeveloped state of GSCM in China, only the reactive strategy was considered in the modelling later.

2.1 Supplier selection

Supplier selection and evaluation (SSE) is a critical consideration in establishing an effective and competitive supply chain (Jabbour and Jabbour, 2009; Noci, 1997), and multiple criteria decision-making (MCDM) methods are

widely used for tackling SSE problems (Ho *et al.*, 2010; Jabbour and Jabbour, 2009) (Tahriri *et al.*, 2008).

Various approaches for dealing with SSE have evolved in recent years: in 2005, Chen proposed a two-stage vendor selection process, the first stage was concerned with the minimum level of environmental performance acceptable from suppliers, and the second stage concerned assessment using traditional criteria based on ISO 14000. In contrast, the index system developed by Humphreys *et al.* (2006) used scalable fuzzy membership functions for evaluating suppliers' environmental performance. Subsequently, AHP methods were proposed by Lu *et al.* (2007) and Chiou *et al.* (2008), unlike Tuzkaya *et al.* (2009) who utilized hybrid fuzzy analytic network process methodology.

Supplier selection methods can be conveniently categorised as **qualitative** (Dickson, 1966; Walton *et al.*, 1998) and **quantitative** – quantitative studies being far the more numerous. Following on, four classes of supplier selection model feature prominently in the literature, namely:

- 1 linear-weighting models/AHP;
- 2 mathematical programming (MP) models;
- 3 total cost ownership (TCO) models; and
- 4 data envelopment analysis (DEA), activity-based cost (ABC) and other models.

Although each has strengths, there are weaknesses also:

- MP models (Humphreys *et al.*, 2007) in particular are only able to cope with quantitative criteria and are often too complex for senior managers to use.
- TCO models (Degraeve *et al.*, 2005) meanwhile – as well as also being over-complex – are notorious for the excessive data demands they make on purchasing managers.
- Other models used in SSE stem from many diverse theoretical sources, e.g. transaction cost theory (Qu and Brocklehurst, 2003), DEA (Talluri *et al.*, 1999), genetic algorithms (Sha and Che, 2006), fuzzy set theoretic analysis (Sarkar and Mohapatra, 2006) and ABC methodology (Roodhooft and Konings, 1996).
- AHP (Saaty, 1980): the focus of this paper is especially popular for dealing with MCDM problems. The downside of AHP however is that it requires data which, reflecting experience, judgement and knowledge, are often of a subjective nature. What is more, if a new criterion is added to the AHP model, the calculation process has to start all over again. To overcome these drawbacks, the Entropy weight method (Shannon, 1948) was used in conjunction with AHP to form a comprehensive index system to allow for both objective and subjective weights simultaneously.

3. Data collection

To determine the green supplier selection criteria needed for the first phase of the analysis, senior management representatives of the company were interviewed using a semi-structured approach. The relevant protocol is described in Appendix 1. Note that semi-structured interviews are useful, particularly in exploratory discussions for stimulating a less forced and more open-ended flow of communication. A traditional Delphi method was used to summarise the data. Note that, in practice, the chosen criteria will be based on the

company’s green purchasing strategy or business objective and specific procurement requirements.

Representatives for this phase of the data collection included the chief procurement officer and senior management representatives from the procurement department. Not only did these chosen individuals share a deep understanding of their enterprises’ business strategy and operation strategy, but they were also familiar with the organization’s purchasing strategy, supplier selection process and purchasing performance outcomes.

3.1 Questionnaire survey

For the second phase of the research, a questionnaire survey was undertaken. The questionnaire was divided into two parts – the first part to collect quantitative data by the Modified Delphi Method (Murry and Hammons, 1995) (Appendix 2). Six senior managers from five departments of the company were chosen to make up the expert group and each was required to make a pair-wise comparison of the decision criteria obtained in the first phase, as well as provide relative scores. These results were then aggregated by the expert group “chairman” for use in the AHP analysis.

The second part of the questionnaire (Appendix 3) related to the qualitative data needed to determine the Entropy weights. This was collected using the snowball sampling technique. With snowball sampling an initial respondent is asked to recommend other possible respondents who may also have valuable information for the investigation. The advantage with this approach is that numerous respondents can be selected in a short time without detailed knowledge of the organization concerned. Second, because each respondent has been recommended by another, strong connections can be established with respondents (Etter and Perneger, 2000).

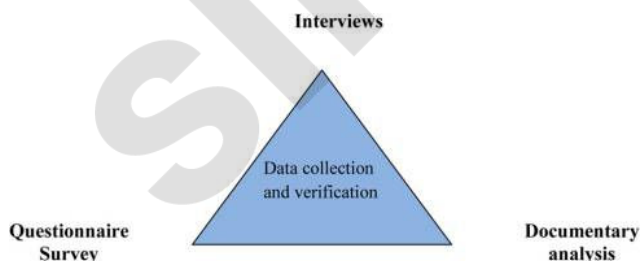
The survey was conducted by email.

The research utilized the Triangulation Paradigm for guaranteeing the efficacy of combining the qualitative and quantitative tools – see Figure 1 for details. The core idea of Triangulation is that confidence in the conclusion is increased by the incorporation of diverse kinds of data (Nigel and Margrit, 2001).

4. The case company and AHP/Entropy weight/TOPSIS methodology

The case company – an electronic machinery manufacturer – specialises in the design and manufacture of uninterruptible power supply (UPS) machines tailored to individual customer requirements. Recently, it moved to a larger industrial site north of Hangzhou to expand its production. The move

Figure 1 Triangulation of data collection tools



triggered a huge investment in new machinery including high-tech digital control cutting, folding, and punching equipment. At the time, it was also looking to acquire circuit-breaker equipment.

For its existing SSE process, each circuit-breaker supplier would have been recorded and audited by procurement, quality and manufacturing departments. Suppliers would then only have been considered against procurement guidelines if they were:

- able to provide high-quality product or service;
- able to offer low unit cost; and
- a major supplier in the domestic market.

After a first round of screening, five candidate suppliers were identified as being able to meet these requirements.

Correspondingly, 5 dimensions and 16 criteria were identified from a prior procurement and green purchasing strategy assessment – see Table I for details:

- 1 Cost (A): Cost minimization plays a significant role in company’s profit maximization – relevant costs including those associated with communication, transport and purchasing (Min, 1994; Dickson, 1966; Weber *et al.*, 1991).
- 2 Green competency (B) reflects the supplier’s capacity for designing and producing environmentally friendly/low environmental impact products or services (Humphreys *et al.*, 2006; Chiou *et al.*, 2008).
- 3 Quality (C) is regarded as a very important – if not the most important – criterion for sourcing raw material or components (Dickson, 1966; Weber *et al.*, 1991).
- 4 Delivery schedule (D): Chiou *et al.* (2008) argue that appropriate suppliers should be able to provide required products or services on time.
- 5 Environmental management performance is concerned with measuring and analysing a supplier’s production process from the “green” or environmental perspective, such as the pollution resulting from equipment, material, etc. (Lamming and Hampson, 1996; Handfield *et al.*,

Table I Green supplier evaluation criteria

First-class criteria	Criteria
Cost (A)	Average market price rate of commodities (A ₁)
	Lowest market price rate of commodities (A ₂)
Green competency (B)	Green material selection (B ₁)
	Green image (B ₂)
	Cleaner production technologies (B ₃)
	Reduced green packaging (B ₄)
Quality (C)	Rejected and returned material ratio (C ₁)
	Quality management capacity (C ₂)
	Product percentage of pass (C ₃)
Delivery schedule (D)	Service performance (D ₁)
	On-time delivery rate (D ₂)
	On-time delivery quantity rate (D ₃)
Environmental management performance (E)	Use of toxic/restricted substances (E ₁)
	Waste management (E ₂)
	Remanufacturing/reuse activity (E ₃)
	ISO-14001 certification (E ₄)

2005; Chen, 2005; Chiou *et al.*, 2008; Tuzkaya *et al.*, 2009).

The resultant green supplier selection hierarchy index system consists of three levels as illustrated in Appendix 3:

- 1 the goal level;
- 2 the decision level relating to dimensions A-E; and
- 3 the index level which links to the 16 criteria, A₁ – E₄.

The latter hierarchy structure summarises Stage 1 of our proposed green supplier selection model. Stage 2 – see Figure 2 – involves applying straight AHP to the data (Saaty, 2000). For this aspect of the analysis, each set of criteria was processed separately, and the results then pooled to obtain the subjective weights, a_j.

For Stage 3, objective weights, b_j, were obtained using the Entropy method (Mon *et al.*, 1994).

To arrive at the compromised weights for Stage 4, we exploit a formula due to Xu (2006):

$$W_j = (a_j)^\alpha (b_j)^{1-\alpha} / \sum_j^n (a_j)^\alpha (b_j)^{1-\alpha} \quad (1)$$

$(j = 1, 2, \dots, n)$

Here W_j represents the compromised weight, and α represents the relative importance of the subjective weight over the objective weight – with α ∈ [0, 1]. For the analysis, α was taken as 0.5, green and traditional criteria being regarded as equally important by survey participants. The resultant W_j was then converted into formal preference rankings (“priority weights”) using the TOPSIS method of Hwang and Yoon, (1981).

The priority weight details for Stage 5 of the procedure appear in Table II.

Intriguingly, the new AHP–Entropy approach was found to generate much higher criteria weights for traditional than environmental criteria. This suggests that senior managers in the case company still rated product quality, component price and delivery performance to be more important than GSCM-related factors. In the circumstances, this might not

Figure 2 Overview of AHP/Entropy Weight/TOPSIS methodology

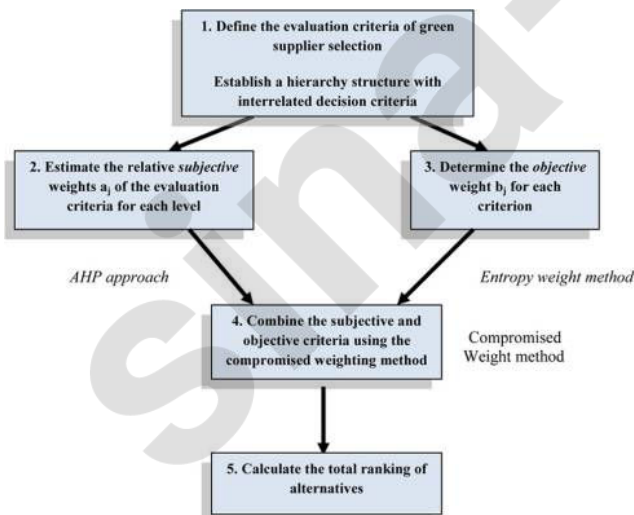


Table II Priority weights of suppliers

Supplier	Priority weight
1	0.76
2	0.8
3	0.77
4	0.25
5	0.24

seem so unrealistic, the view being that until the economic and other benefits of sustainability are better understood, it may take some time before environmental awareness can be fully assimilated into GSCM practice.

From Table I, the priority ranking of the five decision alternatives for Stage 5 is Supplier 2 > Supplier 3 > Supplier 1 > Supplier 4 > Supplier 5. Hence, Supplier 2 is selected as the most appropriate circuit breaker supplier for the case company – closely followed by Suppliers 3 and 1.

For 0 ≤ α ≤ 0.8, Supplier 2 remains the most highly ranked of the five suppliers, suggesting that this choice would be a relatively robust one for the case company. In practice, relevant α values may vary for different companies and careful thought needs to be given on how they might most sensibly be set – or even optimised.

5. Conclusion

The extraordinarily levels of environmental pollution evidenced in China in recent years has led to an urgent response by government and business concerned with balancing greater production and manufacturing with corresponding negative effects on the environment. Although the need for environmental protection and sustainable development is largely accepted in principle, the necessary GSCM tools, skills and knowledge seemingly have yet to be widely adopted.

Within GSCM, green supplier selection is seen as paramount: by embedding “green” initiatives, green suppliers enable manufacturers not only to reduce environmental risk but also to minimise production cost and thus increase their competitiveness.

The paper describes how a systematic and comprehensive GSCM-based methodology was devised to assist a Chinese electric SME in its selection of the most appropriate green suppliers for an imminent parts requirement. The first phase of the study involved in-depth interviews with senior managers to determine the key dimensions (decision areas) and criteria on which potential suppliers were to be evaluated. These enabled a relevant hierarchy index system to be developed. For the second phase of the research, a two-part questionnaire survey was conducted online – the first part providing data for the AHP subjective criteria weight calculations. Correspondingly the second part provided the data for the Entropy weight calculations. Following on, the two sets of weights were combined into a single set of “compromised weights”. Finally, the TOPSIS method was used to translate the latter weights into a set of supplier preference rankings.

Particular advantages of the AHP–Entropy model based on the TOPSIS method are that:

- It considers both the qualitative and quantitative criteria available to managers simultaneously and integrates them into a systematic index system.
- By aggregating the AHP subjective and Entropy objective weights into a single compromised weight, manufacturers are able to assess potential suppliers more scientifically and comprehensively.

However, there are limitations also: effective estimation of the parameter, α , which represents the relative importance of the AHP over the Entropy weights in the compromised weight calculations is an issue that warrants further investigation. Similarly, the results obtained for the case company are highly conditioned by the particular green supplier selection index system obtained. Realistically, this may be only one of a number of feasible options available to them. Perhaps a different option might have been “better” in some sense. If so, why, and how could such an option be determined?

Notwithstanding the latter reservations, we believe the experience gained from this research takes us a significant step closer to a more widespread real world use of AHP–Entropy/TOPSIS methodology in the future.

References

- Bai, C. and Sarkis, J. (2004), “Determining and applying sustainable supplier key performance indicators”, *Supply Chain Management: An International Journal*, Vol. 9 No. 4, pp. 303-312.
- Bai, C., Sarkis, J., Wei, X. and Koh, L. (2012), “Evaluating ecological sustainable performance measures for supply chain management”, *Supply Chain Management: An International Journal*, Vol. 17 No. 1, pp. 78-92.
- Blome, C., Hollos, D. and Paulraj, A. (2011), “Green procurement and green supplier development: antecedents and effects on supplier performance”, *International Journal of Production Research*, Vol. 52 No. 1, pp. 32-49.
- Chen, C.C. (2005), “Incorporating green purchasing into the frame of ISO 14000”, *Journal of Cleaner Production*, Vol. 13 No. 9, pp. 927-933.
- Chen, Z., Wang, J., Ma, G. and Zhang, Y. (2013), “China tackles the health effects of air pollution”, *The Lancet*, Vol. 382 No. 9909, pp. 1959-1960.
- Chiang, S.Y., Wei, C.C., Chiang, T.H. and Chen, W.L. (2011), “How can electronics industries become green manufacturers in Taiwan and Japan”, *Clean Technologies and Environmental Policy*, Vol. 13 No. 1, pp. 37-47.
- Chiou, C.Y., Hsu, C.W. and Hwang, W.Y. (2008), “Comparative investigation on green supplier selection of the American, Japanese and Taiwanese electronics industry in China”, *Proceedings of 2008 IEEE International Conference on Management of Industrial Engineering and Engineering Management, Singapore*, pp. 1909-1914.
- Degraeve, Z., Roodhooft, F. and Doveren, B.V. (2005), “The use of total cost of ownership for strategic procurement: a company-wide management information system”, *Journal of the Operational Research Society*, Vol. 56 No. 1, pp. 51-59.
- Dickson, G. (1966), “An analysis of vendor selection systems and decisions”, *Journal of Purchasing*, Vol. 2 No. 1, pp. 28-41.

- Etter, J.F. and Perneger, T.V. (2000), “Snowball sampling by mail: application to a survey of smokers in the general population”, *International Journal of Epidemiology*, Vol. 29 No. 1, pp. 43-48.
- Galle, W.P. and Min, H. (1997), “Green purchasing strategies: trends and implications”, *International Journal of Purchasing and Materials Management*, Vol. 33 No. 3, pp. 10-17.
- Guo, W.F., Zhou, J., Tsai, S.B., Xue, Y.Z., Chen, Q., Guo, J.J., Huang, P.Y. and Wu, C.H. (2014), “Evaluating the green corporate social responsibility of manufacturing corporations from a green industry law perspective”, *International Journal of Production Research*, Vol. 53 No. 2, pp. 665-674.
- Handfield, R., Walton, S. and Sroufe, R. (2005), “Integrating environmental management and supply chain strategies”, *Business Strategy and the Environment*, Vol. 14 No. 1, pp. 1-19.
- Ho, W., Xu, X. and Dey, P.K. (2010), “Multi-criteria decision making approaches for supplier evaluation and selection: a literature review”, *European Journal of Operational Research*, Vol. 202 No. 1, pp. 16-24.
- Holt, D. and Rao, P. (2005), “Do green supply chains lead to competitiveness and economic performance?”, *International Journal of Operations & Production Management*, Vol. 25 No. 9, pp. 898-916.
- Hu, A.H. and Hsu, C.W. (2006), “Empirical study in the critical factors of green supply chain management (GSCM) practice in the Taiwanese electrical and electronics industries”, *Proceedings of 2006 IEEE International Conference on Management of Innovation and Technology, Singapore*, pp. 853-857.
- Humphreys, P., Huang, G., Cadden, T. and McIvor, R. (2007), “Integrating design metrics within the early supplier selection process”, *Journal of Purchasing and Supply Management*, Vol. 13 No. 1, pp. 42-52.
- Humphreys, P., McCloskey, A., McIvor, R. and Clackin, C. (2006), “Employing dynamic fuzzy membership functions to assess environmental performance in the supplier selection process”, *International Journal of Production Research*, Vol. 44 No. 12, pp. 2379-2419.
- Hwang, C.L. and Yoon, K. (1981), *Multiple Attribute Decision Making: Methods and Applications (Lecture Notes in Economics and Mathematical Systems)*, 1st ed., Springer, New York, NY.
- Jabbour, A.B.L. and Jabbour, C.J. (2009), “Are supplier selection criteria going green? Case studies of companies in Brazil”, *Industrial Management & Data Systems*, Vol. 109 No. 4, pp. 477-495.
- Kumar, S., Teichman, S. and Timpernagel, T. (2012), “A green supply chain is a requirement for profitability”, *International Journal of Production Research*, Vol. 50 No. 5, pp. 1278-1296.
- Lamming, R. and Hampson, J. (1996), “The Environment as a Supply Chain Management Issue”, *British Journal of Management*, Vol. 7 No. 1, p. S45.
- Lee, S., Meade, Kim, S. and Choi, D. (2012), “Green supply management and organisational performance”, *Industrial Management and Data Systems*, Vol. 112 No. 8, pp. 1148-1180.

- Lu, L.Y., Wu, C.H. and Kuo, T.C. (2007), "Environmental principles applicable to green supplier evaluation by using multi-objective decision analysis", *International Journal of Production Research*, Vol. 45, pp. 4317-4331.
- Min, H. (1994), "International supplier selection: a multi-attribute utility approach", *International Journal of Physical Distribution & Logistics Management*, Vol. 24 No. 5, pp. 24-33.
- Mon, D.L., Cheng, C.H. and Lin, J.C. (1994), "Evaluating weapon system using fuzzy analytic hierarchy process based on entropy weight", *Fuzzy Sets and Systems*, Vol. 62, p. 127.
- Murry, J.W. and Hammons, J.O. (1995), "Delphi: a versatile methodology for conducting qualitative research", *The Review of Higher Education*, Vol. 18 No. 4, pp. 423-436.
- Nigel, F. and Margrit, S. (2001), "Introduction: on the compatibility between qualitative and quantitative research methods", *Forum: Qualitative Social Research*, Vol. 2 No. 1, pp. 1-21.
- Noci, G. (1997), "Designing green vendor rating systems for the assessment of a supplier's environmental performance", *European Journal of Purchasing and Supply Management*, Vol. 3 No. 2, pp. 103-114.
- Payman, A. and Cory, S. (2013) "A comparative literature analysis of definitions for green and sustainable supply chain management", *Journal of Cleaner Production*, Vol. 52 No. 8, pp. 329-341.
- Qu, Z.H. and Brocklehurst, M. (2003), "What will it take for China to become a competitive force in offshore outsourcing? An analysis of the role of transaction costs in supplier selection", *Journal of Information Technology*, Vol. 18 No. 1, pp. 53-67.
- Rao, P. (2002), "Greening the supply chain a new initiative in south East Asia", *International Journal of Operations & Production Management*, Vol. 22 No. 6, pp. 632-655.
- Roodhooft, F. and Konings, J. (1996), "Vendor selection and evaluation: an activity based costing approach", *European Journal of Operational Research*, Vol. 96 No. 1, pp. 97-102.
- Saaty, T.L. (1980), *The Analytic Hierarchy Process: Planning, Priority Setting, Resource Allocation*, 1st ed., McGraw-Hill, NY.
- Saaty, T.L. (2000), *Fundamentals of Decision Making and Priority Theory with the Analytic Hierarchy Process*, 6th ed., RWS Publications, Pittsburgh, PA.
- Sarkar, A. and Mohapatra, P. (2006), "Evaluation of supplier capability and performance: a method for supply base reduction", *Journal of Purchasing and Supply Management*, Vol. 12 No. 3, pp. 148-163.
- Sarkis, J. (2001), "Manufacturing's role in corporate environmental sustainability—Concerns for the new millennium", *International Journal of Operations & Production Management*, Vol. 21 Nos 5/6, pp. 666-686.
- Sarkis, J., Meade, L.M. and Talluri, S. (2004), "E-logistics and the natural environment", *Supply Chain Management: An International Journal*, Vol. 9 No. 4, pp. 303-312.
- Seuring, S. and Muller, M. (2008), "Core issues in sustainable supply chain management – a Delphi study", *Business Strategy and the Environment*, Vol. 17 No. 8, pp. 455-466.
- Sha, D.Y. and Che, Z.H. (2006), "Supply chain network design, partner selection and production distribution

- planning using a systematic model", *Journal of the Operational Research Society*, Vol. 57 No. 1, pp. 52-62.
- Shannon, C.E. (1948), "A mathematical theory of communication", *Bell System Technical Journal*, Vol. 27 No. 3, pp. 379-423.
- Srivastava, S.K. (2007), "Green supply-chain management: a state-of-the-art literature review", *International Journal of Management Reviews*, Vol. 9 No. 1, pp. 53-80.
- Tahriri, F., Osman, M.R., Ali, A. and Yusuff, R.M. (2008), "A review of supplier selection methods in manufacturing industries", *Suranaree Journal Science Technology*, Vol. 15 No. 3, pp. 201-208.
- Talluri, S., Baker, R.C. and Sarkis, J. (1999), "A framework for designing efficient value chain network", *International Journal on Production Economics*, Vol. 62 Nos 1/2, pp. 133-144.
- Tsai, S.B., Lee, Y.C., Wu, C.H. and Guo, J.J. (2013), "Examining how manufacturing organisations win orders", *South African Journal of Industrial Engineering*, Vol. 24 No. 3, pp. 112-124.
- Tsireme, A.I., Nikalaou, E.I., Georgantzis, N. and Tsagarakis, K.P. (2012), "The influence of environmental policy on the decisions of managers to adopt G-SCM practices", *Clean Technologies and Environmental Policy*, Vol. 14 No. 5, pp. 953-964.
- Tuzkaya, G., Ozgen, D., Tuzkaya, U.R. and Ozgen, A. (2009), "Environmental performance evaluation of suppliers: a hybrid fuzzy multi-criteria decision approach", *International Journal of Environmental Science and Technology*, Vol. 6 No. 3, pp. 477-490.
- Varseyi, M., Soosay, C., Fahimnia, B. and Sarkis, J. (2014), "Framing sustainability performance of supply chains with multidimensional indicators", *Supply Chain Management: An International Journal*, Vol. 19 No. 3, pp. 242-257.
- Walton, S.V., Handfield, R.B. and Melnyk, S.A. (1998), "The green supply chain: Integrating suppliers into environmental management processes", *International Journal of Purchasing and Materials Management*, Vol. 34 No. 2, pp. 2-11.
- Weber, C.A., Current, J.R. and Benton, W.C. (1991), "Vendor selection criteria and methods", *European Journal of Operational Research*, Vol. 50 No. 1, pp. 2-18.
- Xu, S.L. (2006), *Economic Evaluation of Logistics System: Theory and Methods*, 1st ed., China Social Sciences Press, Beijing.
- Zhu, Q., Sarkis, J. and Geng, Y. (2005), "Green supply chain management in China: pressures, practices and performance", *International Journal of Operations & Production Management*, Vol. 25 No. 5, pp. 449-468.
- Zhu, Q., Dou, Y. and Sarkis, J. (2010), "A portfolio-based analysis for green supplier management using the analytical hierarchy process", *Supply Chain Management: An International Journal*, Vol. 15 No. 4, pp. 306-319.

Further reading

- Gerardo, J., Michael, A.G. and Raymond, L.S. (2014), "Expanding GREENSCOPE beyond the gate: a green chemistry and life cycle perspective", *Clean Technologies and Environmental Policy*, Vol. 16 No. 4, pp. 703-717.
- Lin, W.J., Jiang, Z.B., Liu, R. and Wang, L. (2014), "The bullwhip effect in hybrid supply chain", *International Journal of Production Research*, Vol. 52 No. 7, pp. 2062-2084.

Ma, L., Zhang, Y.P. and Zhao, Z.W. (2008), "Improved VIKOR algorithm based on AHP and Shannon entropy in the selection of thermal power enterprise's coal suppliers", *Proceedings of 2008 IEEE International Conference on Information Management, Innovation Management and Industrial Engineering, Taipei*, pp. 129-133.

Van Hock, R.I. and Erasmus (2000), "From reversed logistics to green supply chains", *Logistics Solutions*, Vol. 2, pp. 28-33.

Zhang, J., Knioight, L., Harland, C., Humby, S. and James, K. (2007), "An analysis of research into the future of purchasing and supply management", *Journal of Purchasing & Supply Management*, Vol. 13 No. 1, pp. 69-83.

Appendix 1

Interview protocol

Interview protocol for green supplier selection criteria

- 1 Objectives:
 - To understand which environmental issues (green supplier selection criteria) concern supplier selection in the case company.
 - Build a scientific and comprehensive multi-criteria hierarchy system to evaluate and select the most appropriate green supplier by using green supplier chain-based operational methodology.
- 2 General issues:
 - What do you think about the green supply chain?
 - Do you think green supply chains are a trend for the future manufacturing industry, and if so, why?
 - Why would the company be interested in implementing a green supply chain management strategy?
 - In your opinion, which criteria are important for selecting a green supplier?
 - Why are they important? What are the potential benefits for the company using these criteria to evaluate a supplier?
 - How do environmental criteria impact on supplier selection?
 - What is the relationship between company objectives and the green supplier selection criteria?
 - What future supplier selection trends are there in manufacturing industry?

Appendix 2

Questionnaire for evaluating the green suppliers

Questionnaire for evaluating the green suppliers

Dear Sir/Madam,

I am currently undertaking a questionnaire survey to evaluate three potential green suppliers according to various qualitative criteria.

I would like to invite you to participate in this research project. A questionnaire that asks you to assign the scores for suppliers is attached in the e-mail. I hope you can look over the questionnaire and thoughtfully make decisions from your practical experience and knowledge. The questionnaire should take you about 5-10 minutes to complete.

In a highly competitive environment, green supplier selection is increasingly recognized as an important area in the supply chain. This is because Ggreen suppliers which embed "green" initiatives enable companies to reduce environmental risk, minimise production costs and increase environment performance. Most importantly, they also help the companies to achieve a sustainable development. Our research will provide a systematic operational methodology to help your company to select the most appropriate suppliers.

I guarantee that your responses will be kept confidential and private. I promise not to share your names, addresses with any other person or organization. Although your participation is voluntary, it will be greatly appreciated if you could complete the questionnaire and return it to the e-mail address provided.

If you require any further assistance or have any questions about finishing the questionnaire or about our research, please contact me by using the details below.

Thank you for your co-operation,

Now, please answer the following questions.

In our survey, questionnaire items are measured using five-point Likert scales.

Please indicate with an X in the box which is appropriate for each supplier's performance.

Figure A1

1. Green material selection (B₁)

	Extremely Good	Very Good	Good	Average	Poor
Supplier 1	<input type="checkbox"/>	<input type="checkbox"/>	<input type="checkbox"/>	<input type="checkbox"/>	<input type="checkbox"/>
Supplier 2	<input type="checkbox"/>	<input type="checkbox"/>	<input type="checkbox"/>	<input type="checkbox"/>	<input type="checkbox"/>
Supplier 3	<input type="checkbox"/>	<input type="checkbox"/>	<input type="checkbox"/>	<input type="checkbox"/>	<input type="checkbox"/>
Supplier 4	<input type="checkbox"/>	<input type="checkbox"/>	<input type="checkbox"/>	<input type="checkbox"/>	<input type="checkbox"/>
Supplier 5	<input type="checkbox"/>	<input type="checkbox"/>	<input type="checkbox"/>	<input type="checkbox"/>	<input type="checkbox"/>

(continued)

Figure A1

2. Green image (B₂)

	Extremely Good	Very Good	Good	Average	Poor
Supplier 1	<input type="checkbox"/>	<input type="checkbox"/>	<input type="checkbox"/>	<input type="checkbox"/>	<input type="checkbox"/>
Supplier 2	<input type="checkbox"/>	<input type="checkbox"/>	<input type="checkbox"/>	<input type="checkbox"/>	<input type="checkbox"/>
Supplier 3	<input type="checkbox"/>	<input type="checkbox"/>	<input type="checkbox"/>	<input type="checkbox"/>	<input type="checkbox"/>
Supplier 4	<input type="checkbox"/>	<input type="checkbox"/>	<input type="checkbox"/>	<input type="checkbox"/>	<input type="checkbox"/>
Supplier 5	<input type="checkbox"/>	<input type="checkbox"/>	<input type="checkbox"/>	<input type="checkbox"/>	<input type="checkbox"/>

3. Cleaner production technologies (B₃)

	Extremely Good	Very Good	Good	Average	Poor
Supplier 1	<input type="checkbox"/>	<input type="checkbox"/>	<input type="checkbox"/>	<input type="checkbox"/>	<input type="checkbox"/>
Supplier 2	<input type="checkbox"/>	<input type="checkbox"/>	<input type="checkbox"/>	<input type="checkbox"/>	<input type="checkbox"/>
Supplier 3	<input type="checkbox"/>	<input type="checkbox"/>	<input type="checkbox"/>	<input type="checkbox"/>	<input type="checkbox"/>
Supplier 4	<input type="checkbox"/>	<input type="checkbox"/>	<input type="checkbox"/>	<input type="checkbox"/>	<input type="checkbox"/>
Supplier 5	<input type="checkbox"/>	<input type="checkbox"/>	<input type="checkbox"/>	<input type="checkbox"/>	<input type="checkbox"/>

4. Reduced green packaging (B₄)

	Extremely Good	Very Good	Good	Average	Poor
Supplier 1	<input type="checkbox"/>	<input type="checkbox"/>	<input type="checkbox"/>	<input type="checkbox"/>	<input type="checkbox"/>
Supplier 2	<input type="checkbox"/>	<input type="checkbox"/>	<input type="checkbox"/>	<input type="checkbox"/>	<input type="checkbox"/>
Supplier 3	<input type="checkbox"/>	<input type="checkbox"/>	<input type="checkbox"/>	<input type="checkbox"/>	<input type="checkbox"/>
Supplier 4	<input type="checkbox"/>	<input type="checkbox"/>	<input type="checkbox"/>	<input type="checkbox"/>	<input type="checkbox"/>
Supplier 5	<input type="checkbox"/>	<input type="checkbox"/>	<input type="checkbox"/>	<input type="checkbox"/>	<input type="checkbox"/>

5. Quality management capacity (C₂)

	Extremely Good	Very Good	Good	Average	Poor
Supplier 1	<input type="checkbox"/>	<input type="checkbox"/>	<input type="checkbox"/>	<input type="checkbox"/>	<input type="checkbox"/>
Supplier 2	<input type="checkbox"/>	<input type="checkbox"/>	<input type="checkbox"/>	<input type="checkbox"/>	<input type="checkbox"/>
Supplier 3	<input type="checkbox"/>	<input type="checkbox"/>	<input type="checkbox"/>	<input type="checkbox"/>	<input type="checkbox"/>
Supplier 4	<input type="checkbox"/>	<input type="checkbox"/>	<input type="checkbox"/>	<input type="checkbox"/>	<input type="checkbox"/>
Supplier 5	<input type="checkbox"/>	<input type="checkbox"/>	<input type="checkbox"/>	<input type="checkbox"/>	<input type="checkbox"/>

(continued)

Figure A1

6. Service performance (D_1)

	Extremely Good	Very Good	Good	Average	Poor
Supplier 1	<input type="checkbox"/>	<input type="checkbox"/>	<input type="checkbox"/>	<input checked="" type="checkbox"/>	<input type="checkbox"/>
Supplier 2	<input type="checkbox"/>	<input type="checkbox"/>	<input type="checkbox"/>	<input type="checkbox"/>	<input checked="" type="checkbox"/>
Supplier 3	<input type="checkbox"/>	<input type="checkbox"/>	<input type="checkbox"/>	<input checked="" type="checkbox"/>	<input checked="" type="checkbox"/>
Supplier 4	<input type="checkbox"/>	<input type="checkbox"/>	<input type="checkbox"/>	<input type="checkbox"/>	<input checked="" type="checkbox"/>
Supplier 5	<input type="checkbox"/>	<input type="checkbox"/>	<input checked="" type="checkbox"/>	<input type="checkbox"/>	<input type="checkbox"/>

7. Use of toxic/restricted substances (E_1)

	Never use & has an Excellent monitor system	Never use & has a control group	Never use, but no monitor at present process	Do not use	Use
Supplier 1	<input checked="" type="checkbox"/>	<input type="checkbox"/>	<input type="checkbox"/>	<input type="checkbox"/>	<input type="checkbox"/>
Supplier 2	<input checked="" type="checkbox"/>	<input type="checkbox"/>	<input type="checkbox"/>	<input type="checkbox"/>	<input checked="" type="checkbox"/>
Supplier 3	<input checked="" type="checkbox"/>	<input type="checkbox"/>	<input type="checkbox"/>	<input type="checkbox"/>	<input checked="" type="checkbox"/>
Supplier 4	<input checked="" type="checkbox"/>	<input type="checkbox"/>	<input type="checkbox"/>	<input type="checkbox"/>	<input checked="" type="checkbox"/>
Supplier 5	<input type="checkbox"/>	<input type="checkbox"/>	<input type="checkbox"/>	<input checked="" type="checkbox"/>	<input checked="" type="checkbox"/>

8. Waste management (E_2)

	Extremely Good	Very Good	Good	Average	Poor
Supplier 1	<input type="checkbox"/>	<input type="checkbox"/>	<input checked="" type="checkbox"/>	<input checked="" type="checkbox"/>	<input type="checkbox"/>
Supplier 2	<input type="checkbox"/>	<input checked="" type="checkbox"/>	<input checked="" type="checkbox"/>	<input type="checkbox"/>	<input type="checkbox"/>
Supplier 3	<input type="checkbox"/>	<input checked="" type="checkbox"/>	<input checked="" type="checkbox"/>	<input type="checkbox"/>	<input type="checkbox"/>
Supplier 4	<input type="checkbox"/>	<input checked="" type="checkbox"/>	<input checked="" type="checkbox"/>	<input type="checkbox"/>	<input type="checkbox"/>
Supplier 5	<input checked="" type="checkbox"/>	<input type="checkbox"/>	<input checked="" type="checkbox"/>	<input type="checkbox"/>	<input type="checkbox"/>

9. Remanufacturing/reuse activity (E_3)

	Extremely Good	Very Good	Good	Average	Poor
Supplier 1	<input checked="" type="checkbox"/>	<input type="checkbox"/>	<input type="checkbox"/>	<input type="checkbox"/>	<input type="checkbox"/>
Supplier 2	<input type="checkbox"/>	<input type="checkbox"/>	<input type="checkbox"/>	<input type="checkbox"/>	<input type="checkbox"/>
Supplier 3	<input type="checkbox"/>	<input type="checkbox"/>	<input type="checkbox"/>	<input type="checkbox"/>	<input type="checkbox"/>
Supplier 4	<input type="checkbox"/>	<input type="checkbox"/>	<input type="checkbox"/>	<input type="checkbox"/>	<input type="checkbox"/>
Supplier 5	<input type="checkbox"/>	<input type="checkbox"/>	<input type="checkbox"/>	<input type="checkbox"/>	<input type="checkbox"/>

(continued)

Figure AI

10. ISO-14001 certification (E₄)

	Has and has a excellent environment management system	Has and has environmental management group	Has and has no environmental management organization	Applied	No
Supplier 1	<input type="checkbox"/>	<input type="checkbox"/>	<input type="checkbox"/>	<input type="checkbox"/>	<input type="checkbox"/>
Supplier 2	<input type="checkbox"/>	<input type="checkbox"/>	<input type="checkbox"/>	<input type="checkbox"/>	<input type="checkbox"/>
Supplier 3	<input type="checkbox"/>	<input type="checkbox"/>	<input type="checkbox"/>	<input type="checkbox"/>	<input type="checkbox"/>
Supplier 4	<input type="checkbox"/>	<input type="checkbox"/>	<input type="checkbox"/>	<input type="checkbox"/>	<input type="checkbox"/>
Supplier 5	<input type="checkbox"/>	<input type="checkbox"/>	<input type="checkbox"/>	<input type="checkbox"/>	<input type="checkbox"/>

Appendix 3

Questionnaire for assigning the weights of green supplier selection index system

Questionnaire for assigning the weights of green supplier selection index system

Dear Sir/Madam,

I'm currently undertaking a questionnaire survey of assigning the weights for each criterion in the hierarch index system. The weights assignment plays a significant role in our study and has a direct impact to the final results.

I am very glad to invite you to participate in this research project. A questionnaire that asks you to assign the weights for criteria is attached in the e-mail. I hope you can look over the questionnaire and thoughtfully make the decision under your practical experience and knowledge. The questionnaire should take you about 10-15 minutes to

complete, and you may be required to make the compassion decision again if inconsistency happens in the evaluation process.

I guarantee that your responses will only be accessed by research people in order to keep confidential and private. I promise not to share your names, address and other personal/organization details that identify you with anyone outside the research staff. Although your participation is voluntary, it will be greatly appreciated if you could complete the questionnaire and return it according the following e-mail address.

If you have any further assistance or question about finishing the questionnaire and our research, please contact me by using the details below.

Thank you for your co-operation.

Figure All

1. Measurement scale for pair-wise comparisons

Preference	Numerical rating
Equally preferred	1
Moderately preferred	3
Strongly preferred	5
Very strongly preferred	7
Extremely preferred	9

2, 4, 6, 8 represent intermediate preferences

Source: Saaty (2000)

(continued)

Figure All

2. Illustrated example

The following table shows that: (1) Both A and B are equally preferred, so $A/B=1$; (2) B is moderately preferred to C, so $B/C=3$; (3) D is strongly preferred to C, so $D/C=5$ and C/D is therefore $1/5$.

A	B	C	D	
A	1	1		
B	—	1	3	
C	—	—	1	1/5
D	—	—	—	1

1. Green supplier selection hierarchy index system

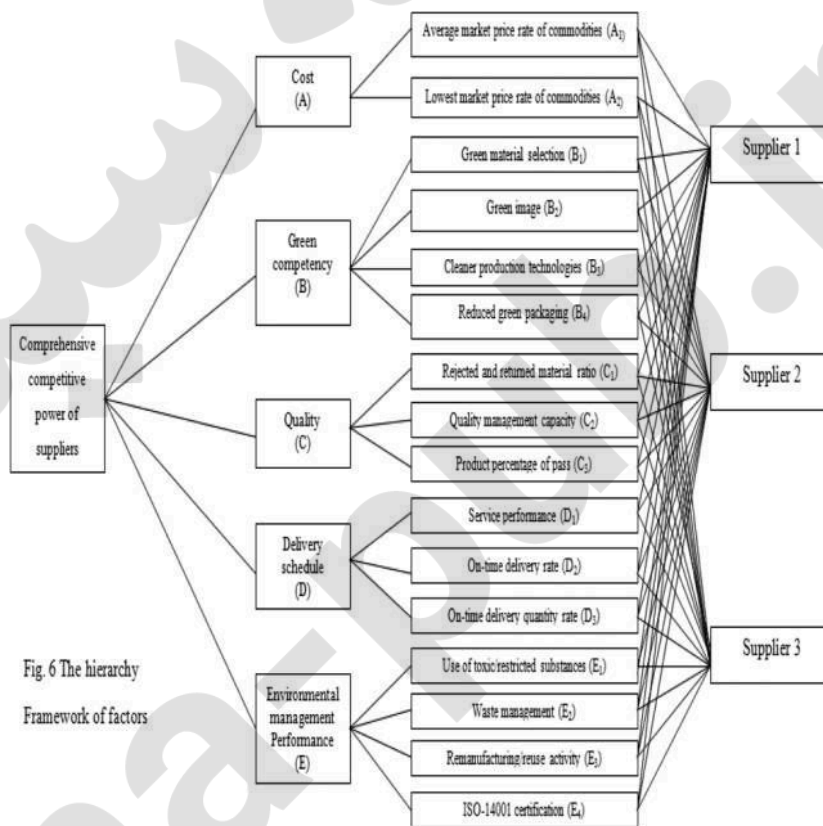


Fig. 6 The hierarchy Framework of factors

Now, please make the comparison decision based on the above information.

(continued)

Figure All

First class criteria

1. “Comprehensive competitive power of suppliers”-----pair-wise comparison of first class criteria’ relevant importance

	Cost (A)	Green competency (B)	Quality (C)	Delivery schedule (D)	Environmental performance management (E)
Cost(A)	1				
Green Competency (B)		1			
Quality (C)			1		
Delivery Schedule (D)				1	
Environmental Performance Management (E)					1

Second class criteria

2. “Cost (A)”-----Pair-wise comparison of sub-criteria under the Cost (A) factor

	Average market price rate of commodities (A ₁)	Lowest market price rate of commodities (A ₂)
Average market price rate of commodities (A ₁)		
Lowest market price rate of commodities (A ₂)		1

(continued)

Figure All

3. "Green competency (B)"-----Pair-wise comparison of sub-criteria under the Green competency (B) factor

	Green material selection (B ₁)	Green image (B ₂)	Cleaner production technologies (B ₃)	Reduced green packaging (B ₄)
Green material Selection (B ₁)	1			
Green image (B ₂)		1		
Cleaner production Technologies (B ₃)			1	
Reduced green packaging (B ₄)				1

4. "Quality (C)"----- Pair-wise comparison of sub-criteria under the Quality (C) factor

	Rejected and returned material ratio (C ₁)	Quality management capacity (C ₂)	Product percentage of pass (C ₃)
Rejected and returned material ratio (C ₁)	1		
Quality management capacity (C ₂)		1	
Product percentage of pass (C ₃)			1

(continued)

Figure All

5. "Delivery schedule (D)"----- Pair-wise comparison of sub-criteria under the Delivery schedule (D) factor

	Service performance (D ₁)	On-time delivery rate (D ₂)	On-time delivery quantity rate (D ₃)
Service performance (D ₁)	1		
On-time delivery rate (D ₂)	—	1	
On-time delivery quantity rate (D ₃)	—	—	1

6. "Environmental management performance (E)"-----Pair-wise comparison of sub-criteria under the Environmental management performance (E) factor

	Use of toxic/restricted substances (E ₁)	WasteRemanufacturing/reuse management (E ₂)	ISO-14001 activity (E ₃)	certification (E ₄)
Use of toxic/restricted substances (E ₁)	1			
Waste management (E ₂)	—	1		
Remanufacturing /reuse activity (E ₃)	—	—	1	
ISO-14001 Certification (E ₄)	—	—	—	1

About the authors

James Freeman is a Senior Lecturer in Statistics and Operational Research at Manchester Business School. His research interests embrace game theory simulation and applied statistics. Co-author of the market-leading European, Middle Eastern and African version of the famous Cengage "Statistics for Business and Economics" text, he has contributed significantly to a wide variety of OR

and statistics projects over the years, using techniques as diverse as AHP, change-point modelling, SEM, text mining and ordinal and logistic regression. James Freeman is the corresponding author and can be contacted at: jim.freeman@mbs.ac.uk

Tao Chen recently graduated from Manchester Business School with a Masters in Business Analytics: Operational Research and Risk Analysis.

For instructions on how to order reprints of this article, please visit our website:

www.emeraldgroupublishing.com/licensing/reprints.htm

Or contact us for further details: permissions@emeraldinsight.com